



Head Office: 22 Cleveland Road, Cleveland, Johannesburg
P.O. Box 40745, Cleveland 2022, Republic of South Africa
National tel: 010 140 4900
Email: sales@parrot.co.za
Web Site : www.parrot.co.za
Reg No: 1985/01772/07 VAT No: 4010111682

To Whom it May Concern,

This letter is to confirm that the below mentioned product does not require ICASA approval. All relevant spec sheets and user manuals are in the below document.

- **Product Code: CT4001**
- **Product Description: AUDIO - CALL CENTRE HEADSET WIRED**
- **Product Features:**
 - Plug & Play
 - Compatible with most computers and audio devices
 - Noise cancellation mic
 - Binaural for immersive, high quality sound
 - Flexible boom arm
 - Soft protein ear pads
 - Foldable & light weight
 - Adjustable headband
 - 90° Rotating ear cups
 - Quick disconnect
 - Dual connection options: USB or 3.5mm Audio
 - Volume & mute control
 - Replaceable ear pads & USB cables available

Independent Communications Authority of South Africa (ICASA)

This telecom approval is directed at products with telecom technology.

These technologies include WIFI (802.11 a/b/g/n), Bluetooth, Cellular (GSM, UMTS, CDMA, LTE), Satellite, etc.

Should you have any queries please do not hesitate to contact us.

Kind Regard
Parrot Products Management

Directors: B.S.M Wijtenburg (Neth) – M.B Wijtenburg - M. Schulz – D.A. O'Connor



User Manual

Audio - Call Centre Headset Wired (CT4001)



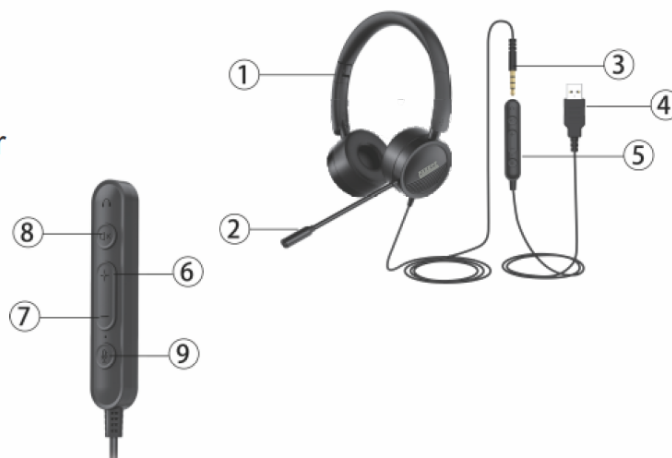
For further information, contact us on:

Tel: (RSA) 010 140 4900 / Email: sales@parrot.co.za / www.parrot.co.za

The lightweight headset has an adjustable headband and foldable design.





Compatible with various mobile devices and computers, supporting the functions of playing music and HD webphone calls.

1. Retractable headband
2. Microphone
3. 3.5mm AUX Connector
4. USB Connector
5. Volume Control
6. Volume “+”
7. Volume “-”
8. Mute
9. Microphone Mute



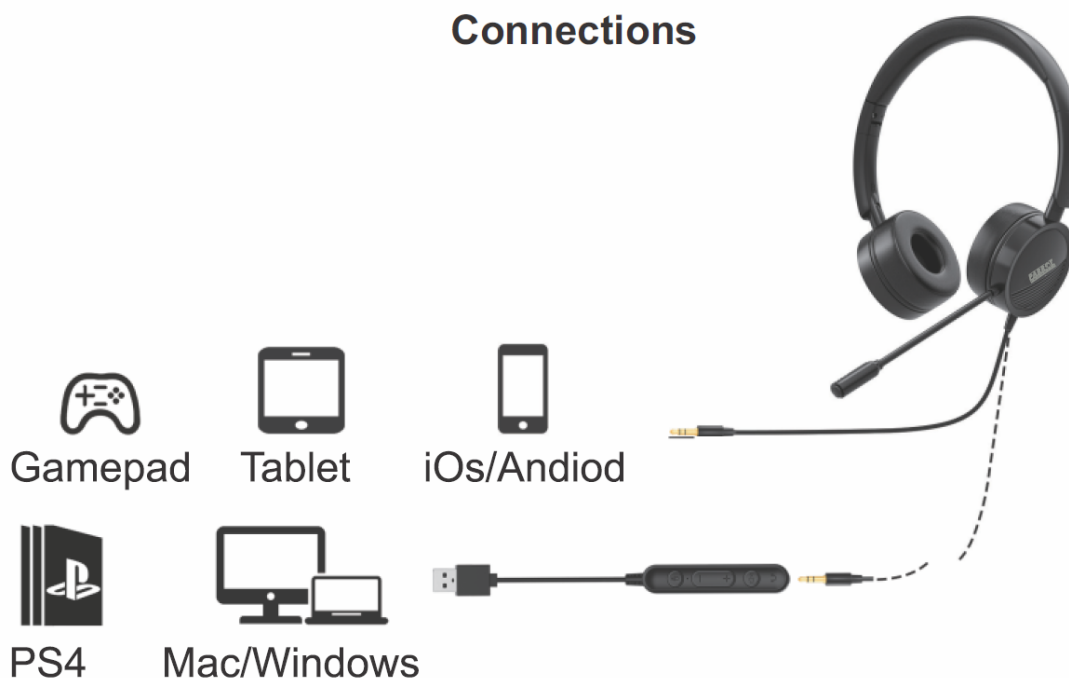
Button Function

The LED indicator is red only when microphone is mute.
Under other status, the indicator is blue

No	Icon	Name	Function
1		Mute	While playing music, short press to pause or continue to play
2		Volume “+”	Short press “+” to volume up; Long press “+” for maximum volume
3		Volume “-”	Short press “-” to volume down; Long press “-” for minimum volume
4		Microphone Mute	While in a call, single press the button to mute - Indicator changes to red Single press the button again to unmute - Indicator changes to blue (normal status)

2

Connections

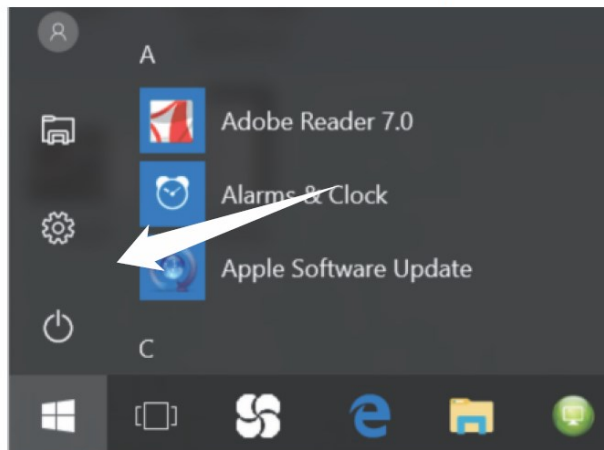


3

Operation Instructions

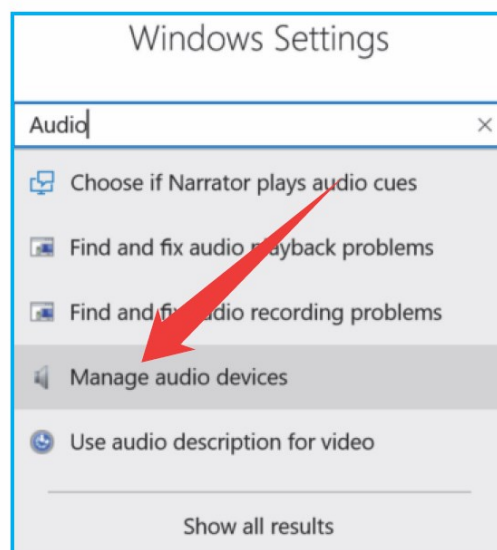
Windows Computer

Step 1: Click on “ Start” at lower left corner, and then click “Settings”.



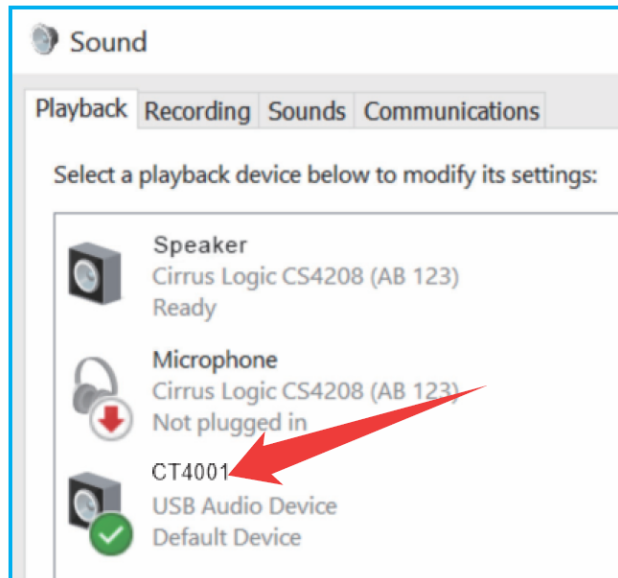
4

Step 2: Type / search “audio” in “Windows Settings search bar”, and then select “Manage audio devices”



5

Step 3: In sound options, choose “CT4001” in the list of “Playback” and “Recording” tabs



6

Specifications

1. Size:	150 * 175 * 60mm
2. Nominal Impedance (AC):	32Ω ± 15%
3. Rated working power:	10mW
4. Effective frequency range:	20 - 200KHz
5. Microphone sensitivity:	-42 ± 3dB
6. Headset sensitivity:	115 ± 3dB
7. Sound distortion:	≤3%
8. Product weight:	145g
9: Mircrophone mute	

7

Trouble Shooting

1. No sound in headset

Ensure the connection is correct; ensure USB port of your computer is in good condition; ensure the 3.5mm audio connector plugs into the jack perfectly; ensure the mute function is off

2. A sharp voice in speaker or microphone

The volume maybe too loud or the microphone is too close to your mouth. Please adjust your speaker to a suitable volume and the microphone in a proper distance

3. Hear some buzz sound when you call

Try to use another USB port. The contact for USB port might be poor

8

Notifications

1. Using non-original accessories may cause low performance, body damage, short circuit and warranty failure
2. Disassembling your earphones may damage the earphones and this will void the warranty
3. Do not use your earphone in a dusty environment
4. Please use a clean, soft and dry cloth to clean the earphone
5. Place the earphone in it's original packaging when not in use
6. Keep the earphone away from children
7. Do not place the earphone in hot or cold environments this might temporarily put device out of use

9



CT4001 Technical Specs:

Size:	150 * 175 * 60mm
Nominal Impedance (AC):	32Ω ± 15%
Rated working power:	10mW
Effective frequency range:	20 - 200KHz
Microphone sensitivity:	-42 ± 3dB
Headset sensitivity:	115 ± 3dB
Sound distortion:	≤3%
Product weight:	145g

1. Retractable headband
2. Microphone
3. 3.5mm AUX connector
4. USB connector
5. Volume control
6. Volume “+”
7. Volume “-”
8. Mute
9. Microphone mute

